

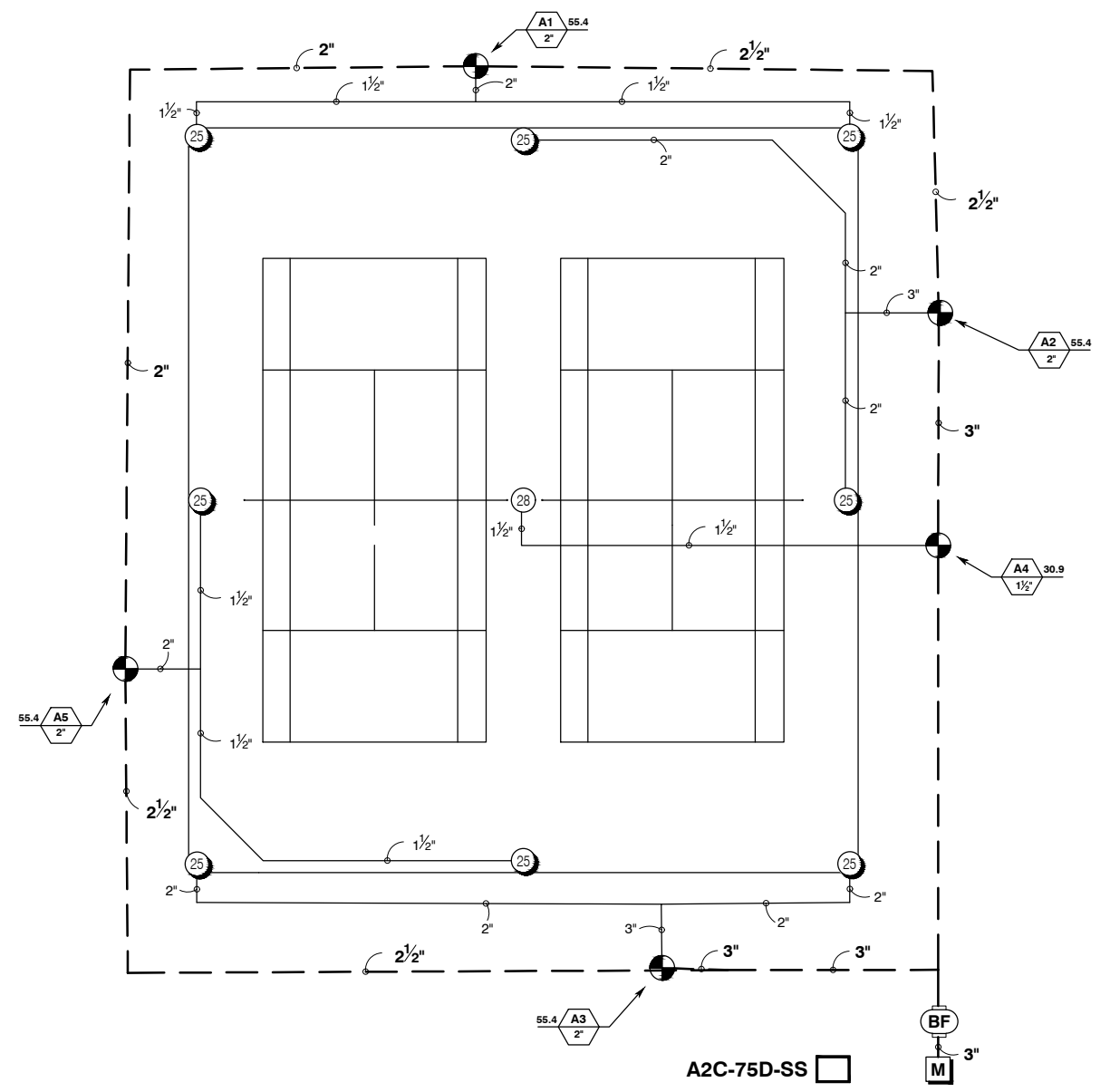
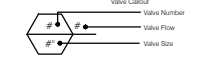
CLAY TENNIS 120 x 108

I-50 ROTOR
LOOPED MAIN LINE LAYOUT

HUNTER INDUSTRIES
1940 DIAMOND STREET
SAN MARCOS, CALIFORNIA 92078

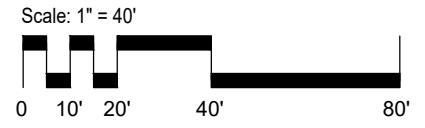
VALVE IDENTIFICATION GUIDE

SYMBOL	MANUFACTURER/MODEL/DESCRIPTION	QTY	PSI	GPM	RADIUS	DETAIL
	Hunter I-50-06-SS Turf Rotor, 6.0" Pop-Up, Adjustable to Full Circle, Drain Check Valve, Stainless Steel Riser, 1" Female NPT Inlet Threads, Standard Nozzle.	8	80	27.7	64"	
	Hunter I-50-06-SS-ON Turf Rotor, 6.0" Pop-Up, Adjustable to Full Circle, Drain Check Valve, Stainless Steel Riser, 1" Female NPT Inlet Threads, Dual Opposing Nozzle.	1	80	30.9	68"	
SYMBOL	MANUFACTURER/MODEL/DESCRIPTION	QTY				
	Hunter ICV-G 1-1/2" 1", 1-1/2", 2", and 3" Plastic Electric Remote Control Valves, Globe Configuration, with NPT Threaded Inlet/Outlet, for Commercial/Municipal Use.	1				
	Hunter ICV-G 2" 1", 1-1/2", 2", and 3" Plastic Electric Remote Control Valves, Globe Configuration, with NPT Threaded Inlet/Outlet, for Commercial/Municipal Use.	4				
	Watts LF90GM1 2" Lead Free Reduced Pressure Backflow Preventer.	1				
	Hunter A2C-75D-SS 75-Station Decoder controller in a stainless steel wall mount enclosure.	1				
	Water Meter 2"	1				
	Irrigation Lateral Line: PVC Class 200 SDR 21 1 1/2"			293.0 I.I.		
	Irrigation Lateral Line: PVC Class 200 SDR 21 2"			236.5 I.I.		
	Irrigation Lateral Line: PVC Class 200 SDR 21 3"			26.3 I.I.		
	Irrigation Mainline: PVC Class 315 SDR 13.5			550.9 I.I.		
	Irrigation Mainline: PVC Class 315 SDR 13.5 3"			16.0 I.I.		



IRRIGATION LEGEND

SYMBOL	MANUFACTURER/MODEL/DESCRIPTION	QTY	PSI	GPM
	Hunter I-50-06-SS Turf Rotor, 6.0" Pop-Up, Adjustable to Full Circle, Drain Check Valve, Stainless Steel Riser, 1" Female NPT Inlet Threads, Standard Nozzle.	8	80	27.7
	Hunter I-50-06-SS-ON Turf Rotor, 6.0" Pop-Up, Adjustable to Full Circle, Drain Check Valve, Stainless Steel Riser, 1" Female NPT Inlet Threads, Dual Opposing Nozzle.	1	80	30.9



Hunter Industries offers this plan as a general guide for estimating purposes and offers no indemnity, expressed or implied, for projects installed from this plan. Consult a qualified irrigation designer to account for system and site variables.

TECHNICAL ASSISTANCE
1-800-319-4796
WWW.HUNTERINDUSTRIES.COM